



Staying Power: *Assessing the Damage Capacity of Ships*

Christopher Carlson
Cold Wars 2012

Admiralty Trilogy Seminar
Presented by:
Clash of Arms Games





Outline


- ◆ **What is damage? How does one quantify it?**
- ◆ **Comparative Values of Ships of War**
- ◆ **1920's – Era of Analysis**
- ◆ **Approaches to Modeling Ship Damage Effects**
- ◆ **Computer Harpoon - Probability of Sinking**
- ◆ **Back to the Future**
- ◆ **Analytical Effort & Changes to *Admiralty Trilogy Games***
- ◆ **Conclusions**





Weapon Damage Mechanisms

- ◆ **Explosives – Basis for damage mechanisms**
 - Rapid conversion of chemical potential energy into heat, smoke, noise and kinetic effects
- ◆ **Blast Effects**
 - Formation of a shock or high pressure wave
- ◆ **Fragmentation Effects**
 - Breakup and acceleration of case material
- ◆ **Incendiary Effects**
 - Chemical reaction generates a lot of heat





What is Damage?

- ◆ **Damage is the result of explosive effects that causes a degradation in a ship's functions and/or seaworthiness**
- ◆ **Degradation to a ship's functions**
 - Propulsion – Movement
 - Sensors – Detection
 - Weapons – Attack/Engage
- ◆ **Degradation to a ship's seaworthiness**
 - Loss of flotation
 - Loss of stability
- ◆ **Qualitative terms often used to describe or “measure” damage**
 - Mobility kill
 - Firepower kill
 - Mission kill
 - Hard kill



USS *Stark* (FFG-31) after AM39 Exocet attack



How to Quantify Damage?

- ◆ **Qualitative terms are all well and good, but....**
 - **How *much* damage does it take to get a mobility kill?**
 - **How *much* damage does it take to get a hard kill?**
 - **How *much* damage does it take to cripple a target?**
- ◆ **Assigning a number to the qualitative term *sounds* simple, in fact, it is anything but simple**
 - **What physical characteristics of a ship determine its combat life or staying power?**
 - **Displacement, construction, armor?**
 - **The same goes for weapon systems, which must be closely linked for any comparison to be meaningful**
- ◆ **Quantifying damage is vexingly complex, and any approach is hard to defend because it is a subjective estimate**



Comparative Values of Ships of War

- ◆ **One of the earliest attempts to derive a formula to classify a ship's military capabilities was in 1872 by Sir Nathaniel Barnaby, Director of Naval Construction**
 - Based on armor weight, gun weight, speed, and ship's length
 - Offensive and defensive characteristics merged into a single value
- ◆ **M. Marchal, a French naval constructor, proposed a hideously complex alternative in 1878**
 - Based on three different speeds, metacentric height, armor weight, gun weight, number of watertight compartments, etc
- ◆ **Captain Gerard Noel, RN, later Admiral of the Fleet, noted in 1885 that Marchal's approach was so full of minute detail as to be very difficult to use**
 - Noel's proposal was only slightly less intricate



Comparative Values of Ships of War

- ◆ **Numerous other professionals and enthusiasts continued to attempt to define a ship's military value numerically**
 - **Jane's Fighting Ships, 1902**
 - **Austrian Naval Year Book, 1907**
 - **R.T. Banister – Yexley's Fleet Annual and Naval Year Book, 1908**
 - **Otto Kretschmer – Schiffbau Magazine, July 1908**
 - **“Ardens” – Yexley's Fleet Annual and Naval Year Book, 1910**
- ◆ **General agreement on armor, guns, and speed as major factors**
 - **Little agreement on secondary factors or contributions/weighting**
 - **No single value to define a ship's life in combat**

A mathematical deduction has no more validity than the premises upon which it is founded; and a series of approximations or guesses does not become true because it is expressed in algebraical terms.

(Commander Frank Marble, USN, U.S. Naval War College Paper, 1 May 1910)



1920s – Era of Analysis

- ◆ **The naval battles of WWI finally provided a reasonable historical basis from which to conduct analysis**
 - The Battle of Jutland was the primary focus
- ◆ **Captain J. V. Chase, USN, first mentions the concept of “life of a ship” in a March 1921 paper**
 - Mainly dependent on armor and watertight subdivision
- ◆ **The 1921 Royal Navy Wargame**
 - Early example of a ship’s life expressed quantitatively
 - All damage tied to the number of main guns knocked out
 - A 15in gun required 3 hits of gunfire to be knocked out
 - *Queen Elizabeth* class BB would have a life of 24 hits
- ◆ **U.S. Naval War College sponsored Fire Effect Tables, 1922**
 - Analytical effort to characterize naval combat more accurately
 - Prior to this arbitrary values by ship type were used
 - 1902 – BB has 1,000 points (based on 50 minutes of combat at 2,500 yards)



1920s – Era of Analysis

- ◆ **Construction of Fire Effect Tables was a multi-command endeavor (NWC, ONI, BuShips, BuOrd) that took into account:**
 - **Ship life - number of 14in penetrating hits required to sink a ship**
 - **Gun rate of fire**
 - **Probability of hit**
 - **Armor penetration**
 - **Damage as a function of range, aspect angle, and spot type**

- ◆ **Ship life was defined by an equation**

$$L = A \times P \times R^{1/2} \times (BT)^{1/3}$$

A = Coefficient of Character of Construction (1.20 – 2.40)

B = Coefficient of Above Water Tonnage (1.0, 0.5, 0.2)

P = Probability Factor (0.25 – 0.80)

R = Ratio of Whole Target Area to Area of Vitals (1.41 – 3.16)

T = Tonnage, in thousands of tons (Standard Displacement)



1920s – Era of Analysis

◆ USS *Colorado*, BB 45

- 32,600 tons standard displacement

$$\text{Ship Life} = 2.40 \times 0.77 \times 3.16 \times (1.0 \times 32.6)^{1/3}$$

$$\text{Ship Life} = 2.40 \times 0.77 \times 3.16 \times 3.19$$

$$\text{Ship Life} = 18.6$$

◆ The 1929 Royal Navy Wargame provides similar values

- *Queen Elizabeth* Class has a life of 15 penetrating 15in hits
- Decreased life from 1921 game *implies* secondary damage was considered
- NWC ship life value for *QE* = 16.6

BB 1

BB 45,46,48 on BB 40 to 48
Guns 8.16"/45 | Armor, Side 13.5, Deck 3.65
Life 18.6 | Life (40-44) 16.7, (45-48) 18.6

Range	Target Angle			
	90° or 0°	75° or 15°	60° or 30°	45°
1	40.78			
2	40.02			
3	32.14			
4	24.39			
5	16.71			
6	14.22			
7	11.17			
8	8.93			5.91
9	7.35	7.24		4.87 4.80
10	6.10	5.83		4.04 3.92
11	5.14	4.96		3.40 3.29
12	4.35	4.11		2.88 2.72
13	3.63	3.40		2.41 2.25
14	3.06	2.79	2.02 1.85	
15	2.58	2.26	1.71 1.50	
16	2.21	1.86	1.46 1.24	
17	1.87	1.51	1.24 1.00	
18	1.58	1.23	1.05 .82	
19	1.34	.94	.89 .62	
20	1.14	.73	.76 .48	
21	1.01	.54	.66 .36	
22	1.06	.48		
23	.93	.35		
24	.82	.21		
25	.71	.12		
26	.63	.03		
27	.56	x		
28	.50			
29	.42			
30	.38			
31	.35			
32	.32			
33	.28			
34				
35				
36				



Non-Gunnery Damage

- ◆ **Torpedoes, Mines, and Bombs rated by 14in penetrating hits**
 - **Torpedoes Damage**
 - 17.7 inch torpedoes = 1.8 x 14in penetrating hits
 - 21 inch torpedoes = 3.0 x 14in penetrating hits
 - Additional hits within a 15 minute period cause more damage
 - **Mine Damage**
 - First mine = 3.0 x 14in penetrating hits
 - Second and subsequent mines = 4.0 x 14in penetrating hits
 - **Bomb Damage (against a battleship and armor penetrated)**
 - 1,000 lb bomb = 2.0 x 14in penetrating hits
 - 500 lb bomb = 1.0 x 14in penetrating hits

Values taken from NWC Maneuver Rules 1940, June 1940



Modeling Ship Damage Effects

- ◆ **Problem solved? Not quite - while the NWC and RN games had more rigor in the process of defining ship life, how damage effects are applied is just as critical**
- ◆ **Two main approaches to damage effects modeling:**
 - **Deterministic Model: A ship sinks when the cumulative damage exceeds the ship's life**
 - **NWC Fire & Maneuver Rules and RN 1929 Wargame Rules**
 - **Combat capability and mobility decreases with damage**
 - **Stochastic Model: A ship sinks, not from cumulative damage, but from a catastrophic event, such as a magazine explosion or excessive flooding**
 - **U.S. Navy Bureau of Ordnance developed this model during the war**
 - **Striking Power of Air-Borne Weapons Study, ONI, July 1944**
 - **Another way to look at it is as a loss of function model**
- ◆ **Which is the better one to use? – *BOTH***
 - **Hybrid Model: Combines aspects of both schools**



Damage Models in Naval Wargames

- ◆ **Early naval wargames were largely deterministic**
 - **NWC Fire & Maneuver Rules**
 - **RN 1921/1929 Wargames**
 - **Early versions of Jane's Naval Game (1898 – 1910)**
 - **Fletcher Pratt's Naval War Game (first published in 1940)**

- ◆ **Use of the stochastic model is more rare**
 - **Action Stations! Coastal Forces Rules**
 - ***Admiralty Trilogy* small boat damage rules**
 - **Battle Stations! Battle Stations!**

- ◆ **Many naval wargames use a combination of damage points (deterministic) and critical hits (stochastic) to model damage**
 - **Battle Stations! (Zimm)**
 - **Thunder at Sea**
 - **Seekrieg**
 - ***Admiralty Trilogy* games**



Computer Harpoon

- ◆ **Faithfully executes the damage model in *Harpoon*⁴ miniatures game**
 - Not compliant with the new Harmonized Damage System
- ◆ **May 2011 – AGSI received a request to add a “Probability of Sinking” function to the log keeping aspect of the game**
 - Desire to quantify the probability of a ship sinking based on the damage taken
- ◆ **Research found *very* few analytical studies on the concept of “probability of sinking”**
 - Naval Postgraduate School theses referenced a presentation on Warship Damage Rules for Naval Wargames by Richard Humphrey, Naval Surface Warfare Center, Silver Spring, MD
 - U.S. Navy Wargaming Manual (1969) – linear based approach



Recent Analytical Work

- ◆ **Humphrey's model used the Sochard Ship Damage Model (SSDM) to develop equations for the probability of a ship being disabled (mission kill) and sinking**
 - **Sochard Ship Damage Model developed by Irving Sochard in 1984, Naval Surface Weapon Center, White Oak, MD – Confidential study**
 - **Parametric study based on Joint Munitions Effectiveness Manual**
 - **Memmesheimer & Brzozowsky applied the SSDM to WWII**
 - **Historical damage information from Korotkin's study (1960)**
- ◆ **Model proposed by Humphrey was cumbersome**
 - **Two separate equations for torpedoes and bombs**
 - **Considered only one specific type of ordnance at a time**
 - **Two separate equations for disabling and sinking**
 - **Did not model modern weapons well**
 - **ASCMs weren't characterized well by Humphrey's equations**
 - **Modern torpedoes use influence instead of contact fuzing**



Back to the Future

- ◆ **NPS theses and Humphrey model describe ship life in numbers of particular weapons**
 - **NPS and Hughes Salvo Equation papers use Thousand Pound Bomb Equivalent (TPBE)**
 - **Humphrey model is a little more flexible, but limited to evaluating a single weapon type**
 - **Concerns with assumptions in physics and historical damage records precluded either from being used as the sole basis for the probability of sinking function**
- ◆ **Striking Power of Air-Borne Weapons Study, ONI, July 1944**
 - **Purely stochastic modeling approach – catastrophic sinking**
 - **Probability of sinking based on single weapon type**
 - **Study covered numerous weapon types**
- ◆ **No single integrated approach for use in real wargaming**



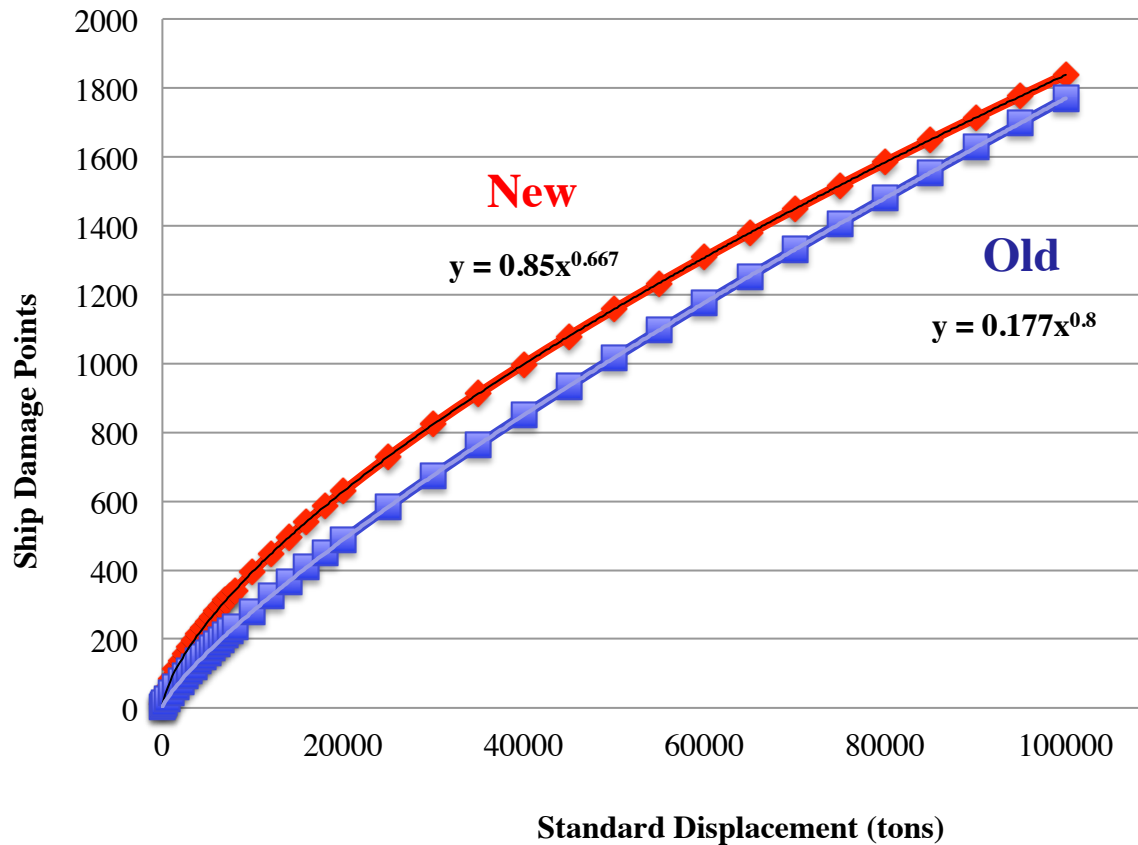
Back to the Salt Mines

- ◆ **Lack of an existing model required original work**
- ◆ **An iterative analytical approach using multiple documents had to be adopted**
- ◆ **Torpedo data from Striking Power of Air-Borne Weapons Study was used to describe the shape of the curve (S-curve)**
- ◆ **Numerous case studies were done across WWI, WWII, and modern naval ship types using data from US, UK, and Soviet sources**
- ◆ **Major unexpected discovery – Ships in the *Admiralty Trilogy* system have damage point ratings that were too low**
 - **Particularly true for small combatants**
 - **Example: *Sumner* class DD damage points increased from 96 to 162**



New AT Damage Equation

Displacement vs Damage Points

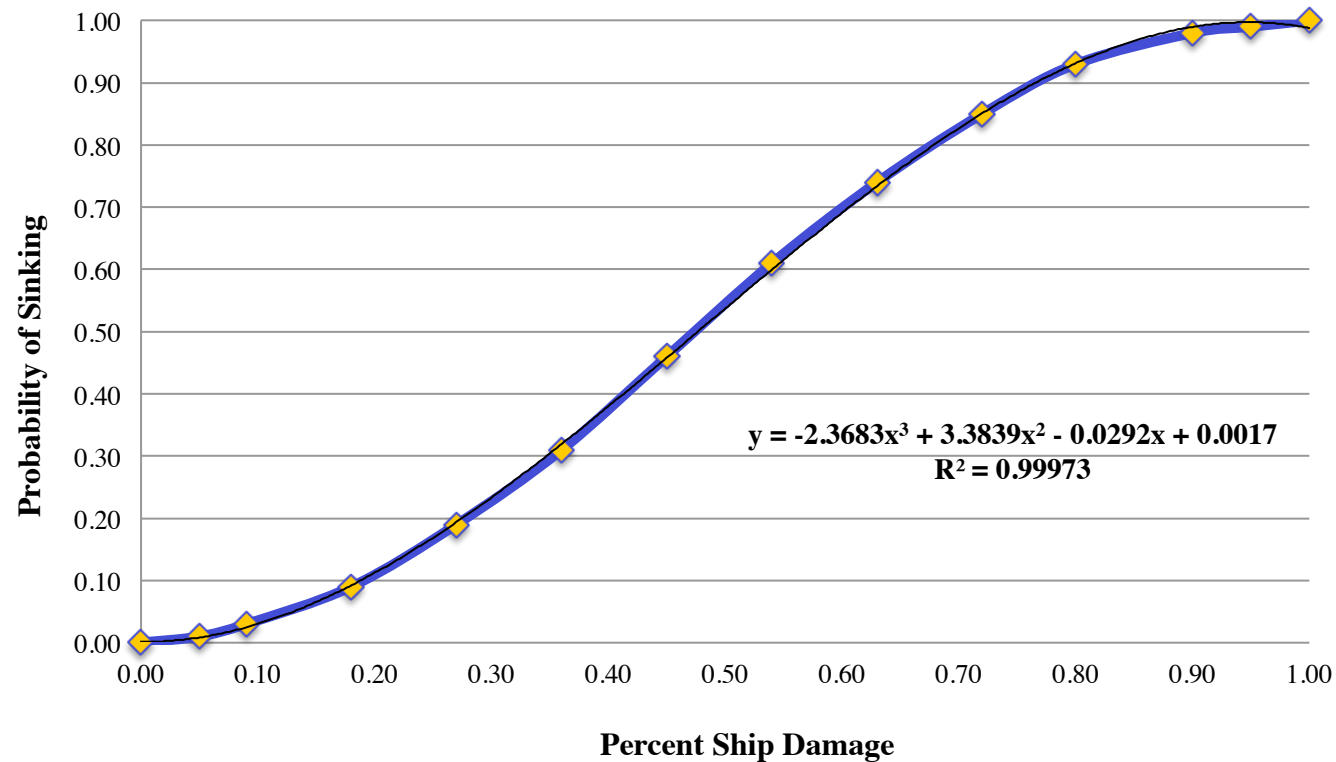


- ◆ Updated ship damage points, in Excel spreadsheet form, will be posted to the Clash of Arms website



Probability of Sinking Curve

Probability of Sinking vs Ship Damage



- ◆ Single curve can be used to describe both the probability of disabling (mission kill) and sinking
 - Probability of Disabling = 2 x Probability of Sinking



Queen Elizabeth Class BB

- ◆ **Displacement: 27,500 tons (FG&DN standard)**
- ◆ **Damage points: 660 (new)/536 (old)**
- ◆ **1929 RN Wargame Ship Life = 15 x 15in penetrating hits**
 - 15 x 30 = 450 Damage Points
- ◆ **1922 NWC Ship Life = 16.6 x 14in penetrating hits**
 - 16.6 x 28 = 465 Damage Points
- ◆ **Probability of Sinking (15in shells) = 80%**
- ◆ **Probability of Sinking (14in shells) = 83%**

A few moderate critical hits raises the Probability of Sinking to 95+%



Z Class DD

- ◆ **INS *Eilat* – 21 October 1967**
 - **Attacked by two Egyptian Project 183R Komar PTGs**
- ◆ **Displacement: 1,730 tons (*CaS* standard)**
- ◆ **Damage points: 123 (new)/69 (old)**
- ◆ **P-15 [SS-N-2A Styx] missile damage = 48**

- ◆ **Probability of Sinking (1 x SS-N-2A) = 36%**
 - **Probability of Disabling = 72%**
- ◆ **Probability of Sinking (2 x SS-N-2A) = 91%**
 - **Humphrey model Probability of Sinking = 55%**
 - **Third missile hit two hours later while *Eilat* was sinking**

Matches Soviet estimates for 1 to 2 P-15 missiles to sink a destroyer



USS *Buchanan* SinkEx

- ◆ **USS *Buchanan* (DDG 14)**
 - Target ship in RIMPAC 2000 Exercise
- ◆ **Displacement: 3,570 tons (*Harpoon*⁴ standard)**
- ◆ **Damage points: 169 (new)/105 (old)**
- ◆ **Hellfire missile damage = $5 \times 3 = 15$**
- ◆ **Harpoon missile damage = $40 \times 2 = 80$**
 - Third missile reportedly flew thru the hole made by the first two
- ◆ **GBU 24 damage = $58 \times 1 = 58$**
- ◆ **Total damage = 153**
- ◆ **Probability of Sinking = 99%**

*The damage model can now explain USS *Buchanan* example.*



Conclusion

- ◆ **Ship damage is *really* hard to model**
 - Many competent individuals have struggled with this problem
- ◆ **Wargaming is best served by a hybrid approach to damage effects (deterministic/stochastic elements)**
- ◆ **Combining past ship life work with current publications have yielded unexpected results**
 - **New *Admiralty Trilogy* ship damage equation**
 - **Finally puts to bed an issue continually raised by players concerning the short combat lives of small combatants**
 - **Probability of disabling and sinking will be used in future operational board game versions of *FG&DN*, *CaS*, and *Harpoon V***
 - **Minor modifications will also be made to torpedo damage and Japanese WWII bombardment shells**

Questions?

